



SELLWIN TRADERS LIMITED

REGD. OFFICE :-
157, RABINDRA SARANI, 1ST FLOOR,
KOLKATA - 700 007 (W. B.) INDIA
Phone : +91 33 3262 2007
E-mail : selltl_1980@yahoo.co.in

Date: 12.07.2013

To
Calcutta Stock Exchange Ltd.
7, Lyons Range,
Kolkata- 700 001

Sub: Filing of Shareholding pattern for the Quarter ended on 30th June, 2013
pursuant to Clause 35 of The Listing Agreement

Dear Sir,

With the reference to the above, please find enclosed herewith the Shareholding pattern for the Quarter ended on 30th June, 2013.

Please acknowledge the receipt.

Thanking you,


Yours faithfully,

For **SELLWIN TRADERS LIMITED**

N.S. Sharma

DIRECTOR

Encl.: As above.



(Title: STATEMENT SHOWING THE HOLDING PATTERNS)

Name of the Company: SULLUVA TRADERS LIMITED
Scrip Code: Name of the Scrip:
Quarter Ended: 30/09/2013

Class of security:

Page: 1

Partly paid-up shares:-	No. of partly paid up shares	As a % of total no. of partly paid up shares	As a % of total no. of shares of the company
-------------------------	------------------------------	--	--

Held by promoter/promoter group

Held by public
Total - D

Outstanding convertible securities:-	No. of outstanding securities	As a % of total no. of outstanding convertible securities	As a % of total no. of shares of the company, assuming full conversion of the convertible securities
--------------------------------------	-------------------------------	---	--

Held by promoter/promoter group

Held by public
Total - E

Warrants:-	No. of warrants	As a % of total no. of warrants	As a % of total no. of shares of the company, assuming full conversion of warrants
------------	-----------------	---------------------------------	--

Held by promoter/promoter group

Held by public
Total - F

Total paid-up capital of the company, assuming full conversion of warrants and convertible securities 8200000




Category Code	Category of Shareholders	Number of shareholders	Total number of shares of Denat Form (iv)	Number of shares held in (v)	As a % of (A+B) (vi)	As a % of (A+B+C) (vii)	Number of Pledged shares (viii)	As a percentage (ix)=(viii/(v+ix)*100)
(i)	(ii)	(iii)	(iv)	(v)	(vi)	(vii)	(viii)	(ix)=(viii/(v+ix)*100)
(A)	Total Shareholding of Promoter & Promoter Group							
(1)	Indian							
(a)	Individual/HUF	13	45450	Nil	0.554	0.554	Nil	Nil
(b)	Central Govt./ State Govt.	Nil	Nil	Nil	Nil	Nil	Nil	Nil
(c)	Bodies Corporate	6	2130800	1574800	25.985	25.985	Nil	Nil
(d)	Fin. Institutions / Bank	Nil	Nil	Nil	Nil	Nil	Nil	Nil
(e)	Any Other	Nil	Nil	Nil	Nil	Nil	Nil	Nil
	Sub-Total of (A)(1)	19	2176250	1574800	26.540	26.540	Nil	Nil
(2)	Foreign							
(a)	Individuals (NRIs/Foreign)	Nil	Nil	Nil	Nil	Nil	Nil	Nil
(b)	Bodies Corporate	Nil	Nil	Nil	Nil	Nil	Nil	Nil
(c)	Institutions	Nil	Nil	Nil	Nil	Nil	Nil	Nil
(d)	Qualified Foreign Investors	Nil	Nil	Nil	Nil	Nil	Nil	Nil
(e)	Any Other	Nil	Nil	Nil	Nil	Nil	Nil	Nil
	Sub-Total of (A)(2)	Nil	Nil	Nil	Nil	Nil	Nil	Nil
	Shareholding of Promoter & Promoter Group (A) = A1+A2	19	2176250	1574800	26.540	26.540	Nil	Nil
(B)	Public Shareholding							
(1)	Institutions							
(a)	Mutual Funds / UTI	Nil	Nil	Nil	Nil	Nil	NA	NA
(b)	Fin. Institutions / Banks	Nil	Nil	Nil	Nil	Nil	NA	NA
(c)	Central Govt./ State Govt.	Nil	Nil	Nil	Nil	Nil	NA	NA
(d)	Venture Capital	Nil	Nil	Nil	Nil	Nil	NA	NA
(e)	Insurance Company	Nil	Nil	Nil	Nil	Nil	NA	NA
(f)	Foreign Inst. Investors	Nil	Nil	Nil	Nil	Nil	NA	NA
(g)	Foreign VC Investors	Nil	Nil	Nil	Nil	Nil	NA	NA
(h)	Qualified Foreign Investors	Nil	Nil	Nil	Nil	Nil	NA	NA
(i)	Any Other	Nil	Nil	Nil	Nil	Nil	NA	NA
	Sub-Total (B)(1)	Nil	Nil	Nil	Nil	Nil	NA	NA
(2)	Non-Institutions							
(a)	Bodies Corporate	27	5870470	4515670	71.591	71.591	NA	NA
(b)	Individuals							
	i. Individual Shareholders Holding Nominal Share Upto Rs.1 Lakh	207	153280	Nil	1.869	1.869	NA	NA
	ii. Individual Shareholders Holding Nominal Share greater than Rs.1 Lakh	Nil	Nil	Nil	Nil	Nil	NA	NA
(c)	Qualified Foreign Investors	Nil	Nil	Nil	Nil	Nil	NA	NA
(d)	Any Other	Nil	Nil	Nil	Nil	Nil	NA	NA
	Sub-Total (B)(2)	234	6023750	4515670	73.460	73.460	NA	NA
	Total Public Shareholding (B) = (B)(1) + (B)(2)	234	6023750	4515670	73.460	73.460	NA	NA
	TOTAL (A)+(B)	253	8200000	6090470	100.000	100.000	Nil	Nil
(C)	Shares held by Custodians And against which DRs have been issued	Nil	Nil	Nil	Nil	Nil	NA	NA
(1)	Promoter and Promoter group	Nil	Nil	Nil	Nil	Nil	NA	NA
(2)	Public	Nil	Nil	Nil	Nil	Nil	NA	NA
	GRAND TOTAL (A)+(B)+(C)	253	8200000	6090470	100.000	100.000	Nil	Nil



SELLER TRADERS LIMITED

(1)(b) Statement showing holding of securities (including shares, warrants, convertible securities) of persons belonging to the category [Promoter & Promoter Group] As on 30/06/2013

(i)	(ii)	Details of Shares Held		Encumbered shares(*)		Details of warrants		Details of Convertible Securities		Total shares (including underlying shares assigned full conversion of warrants and convertible securities) as a % of diluted share capital	
		Number of Shares held	As a % of grand total (A)+(B)+(C) Shares held	Number of Pledged Shares	As a percentage of total grand total (A)+(B)+(C) sub-Clause (I)(a)	Number of Warrants held	As a % of total warrants of the same Class	Number of convertible securities held	% of total convertible securities of the same class		
(i)	(ii)	(iii)	(iv)	(v)	(vi)={v}/(iii)*100	(vii)	(viii)	(ix)	(x)	(xi)	(xii)
1. BORDRILL COMMERCIAL CO. PVT. LTD.		96000	1.171	0	0.000	0.000	0	0.000	0	0.000	1.171
2. CLIFF TRIXIM PVT. LTD.		148000	1.805	0	0.000	0.000	0	0.000	0	0.000	1.805
3. FINOTEX VINIMAY PVT. LTD.		136000	1.659	0	0.000	0.000	0	0.000	0	0.000	1.659
4. GANPATI RIVERSIDE PVT. LTD.		378000	4.610	0	0.000	0.000	0	0.000	0	0.000	4.610
5. MECHSHREE CREDIT PRIVATE LIMITED		1196800	14.595	0	0.000	0.000	0	0.000	0	0.000	14.595
6. XERXES TRADERS PVT. LTD.		176000	2.146	0	0.000	0.000	0	0.000	0	0.000	2.146
7. ARUNA R MEHTA		1000	0.012	0	0.000	0.000	0	0.000	0	0.000	0.012
8. BHADRA S SHAH		1000	0.012	0	0.000	0.000	0	0.000	0	0.000	0.012
9. CHANDRALATA B MEHTA		1000	0.012	0	0.000	0.000	0	0.000	0	0.000	0.012
10. DIPAK L SHAH		2100	0.026	0	0.000	0.000	0	0.000	0	0.000	0.026
11. JAYANTILAL G SHAH		100	0.001	0	0.000	0.000	0	0.000	0	0.000	0.001
12. KAILASH CHANDRA SHARMA		10250	0.125	0	0.000	0.000	0	0.000	0	0.000	0.125
13. KISHORI B DESAI		3000	0.037	0	0.000	0.000	0	0.000	0	0.000	0.037
14. LEENA D SHETH		500	0.006	0	0.000	0.000	0	0.000	0	0.000	0.006
15. NAVEEN SHARMA		12500	0.152	0	0.000	0.000	0	0.000	0	0.000	0.152
16. NAVIN CHANDRA SHARMA		3000	0.037	0	0.000	0.000	0	0.000	0	0.000	0.037
17. NIRMALA DEVI SHARMA		6000	0.073	0	0.000	0.000	0	0.000	0	0.000	0.073
18. RAMESH J MEHTA		3000	0.037	0	0.000	0.000	0	0.000	0	0.000	0.037
19. SONAL J DUSHI		2000	0.024	0	0.000	0.000	0	0.000	0	0.000	0.024
TOTAL		2176250	26.540	0	0.000	0.000	Nil	Nil	Nil	Nil	26.540



SELLWIN TRADERS LIMITED

(I)(c)(i) Statement showing holding of securities (including shares, warrants, convertible securities) of persons belonging to the category (PUBLIC) and holding more than 1.000(%) of the total number of shares as on 30/06/2013

Srl. Name(s) of the shareholder	Number of Shares held	Shares as a percentage of total number of shares (i.e., Grand Total (A)+(B)+(C) indicated in Statement at para (I)(a) above)	Details of Warrants		Details of convertible Securities %p.p.t.		Total shares (including underlying shares assuming full conversion and convertible securities) as a % of diluted share capital
			Number of Warrants held	As a % of total warrants held	Number of convertible securities held	total number of convertible securities of same Class	
1. ALLIED TREXIN PRIVATE LIMITED	80000	9.756	0	0.000	0	0.000	9.756
2. BAJORIA DISTRIBUTORS PVT. LTD.	177000	21.585	0	0.000	0	0.000	21.585
3. BHINRAJ FABTRADE PVT.LTD.	36400	4.439	0	0.000	0	0.000	4.439
4. CAROL SYNTEX PVT. LTD.	22400	2.732	0	0.000	0	0.000	2.732
5. JAGNAG COMMERCIAL & CREDIT CO. PVT. LTD.	26400	3.220	0	0.000	0	0.000	3.220
6. JAGNAG MERCANTILES PVT. LTD.	10800	1.317	0	0.000	0	0.000	1.317
7. LINGRAJ MARKETING PVT LTD	78970	9.628	0	0.000	0	0.000	9.628
8. MOONCLUB MERCHANTS PVT LTD	22400	2.732	0	0.000	0	0.000	2.732
9. ORIENTAL COMNGRADE PRIVATE LIMITED	20000	2.439	0	0.000	0	0.000	2.439
10. PRIYANKA TREXIM & COMMERCE PVT. LTD.	13800	1.683	0	0.000	0	0.000	1.683
11. SARTHAK MARKET PVT. LTD.	12000	1.463	0	0.000	0	0.000	1.463
12. SHULTON VYAPAAR PRIVATE LIMITED	12000	1.463	0	0.000	0	0.000	1.463
13. TRINCAS AGENCY & CREDIT PVT. LTD.	17600	2.146	0	0.000	0	0.000	2.146
TOTAL	5297470	64.603	Nil	Nil	Nil	Nil	64.603

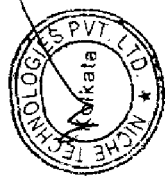


SELLWIN TRADERS LIMITED

(1)(c)(ii) Statement showing holding of securities (including shares, warrants, convertible securities) of persons (together with PAC) belonging to the category [PUBLIC] and holding more than 5.000% of the total number of shares of the company as on 30/06/2013

Page: 1

Srl. Name(s) of the shareholder and the Persons Acting in Concert (PAC) with them	Number of Shares held	Shares as a percentage of total number of shares (i.e., Grand Total (A)+(B)+(C) indicated in Statement at para (1)(a) above)	Details of Warrants		Details of convertible Securities		Total shares (including underlying shares assuming full conversion and convertible securities) as a % of diluted share capital
			Number of Warrants held	As a % of total warrants	Number of convertible securities held	%r.t. total number of convertible securities of the same class	
1. ALLIED TREXIM PRIVATE LIMITED	800000	9.756	0	0.000	0	0.000	9.756
2. BAJORIA DISTRIBUTORS PVT. LTD.	1770000	21.585	0	0.000	0	0.000	21.585
3. LINGRAJ MARKETING PVT LTD	789470	9.628	0	0.000	0	0.000	9.628
TOTAL	3359470	40.969	Nil	Nil	Nil	Nil	40.969



SELLWIN TRADERS LIMITED
(I)(d) STATEMENT SHOWING DETAILS OF LOCKED-IN SHARES AS ON 30/06/2013

Page 1

Sri. Name(s) of the Shareholder	Category of Shareholders (Promoter/ Public)	Number of Locked-in Shares	% to Total
---------------------------------	---	----------------------------	------------

1.		Nil	NIL
----	--	-----	-----



SELLWIN TRADERS LIMITED
(II)(a) STATEMENT SHOWING DETAILS OF DEPOSITORY RECEIPTS (DRs)

Page: 1

Srl.	Type of Outstanding DR (ADRs, GDRs, SDRs, etc)	Number of Outstanding DRs	Number of Shares underlying outstanding DRs	Shares underlying Outstanding DRs as a Percentage of total number of shares i.e. Grand total (A)+(B)+ (C) indicated in Statement at para (I)(a) above)
1.	Nil	Nil	Nil	Nil



SELLWIN TRADERS LIMITED

(I)(b) STATEMENT SHOWING DETAILS OF DEPOSITORY RECEIPTS (DRs), WHERE UNDERLYING SHARES HELD BY 'PROMOTER/PROMOTER GROUP' ARE IN EXCESS OF 1% OF THE TOTAL NO. OF SHARES

Page: 1

Sr]. Name of the DR Holder	Type of outstanding DR (ADRs, GDRs, SDRs, etc.) DRs	Number of Shares Underlying outstanding DRs	Shares underlying Outstanding DRs as Percentage of total number of shares (ie. Grand total (A)+(B)+(C) indicated in statement at para (I)(a) above
1. Nil	Nil	Nil	Nil
2. Nil	Nil	Nil	Nil
TOTAL Nil	Nil	Nil	Nil

