

Annexure - I

- 1 Name of Listed Entity : **SELLWIN TRADERS LIMITED**
- 2 Scrip Code/Name of Scrip/Class of Security : **538875/ SELLWIN/ Equity Shares**
- 3 Share Holding Pattern Filed under: Reg. 31(1) (b) : **Quarter Ended 31/12/2015**
- 4 Declaration:

	Particulars	Yes	No
1	Whether the Listed Entity has issued any partly paid up shares		No
2	Whether the Listed Entity has issued any Convertible Securities or Warrants?		No
3	Whether the Listed Entity has any shares against which depository receipt are issued?		No
4	Whether the Listed Entity has any shares in locked-in?		No
5	Whether any shares held by promoters are pledge or otherwise encumbered?		No

- 5 The tabular format for disclosure of holding of specified securities is as follows:-




Table I - Summary Statement holding of specified securities

Category (i)	Category of shareholder (ii)	Nos. of share holders (iii)	No. of fully paid-up equity shares held (iv)	No. of partly paid-up equity shares held (v)	No. of shares underlying Depository Receipt (vi)	Total nos. shares held (vii) = (iv)+(v)+(vi)	Shareholding as a % of total no. of shares (calculated as per SCRR, 1957) (viii) As a % of (A+B+C2)	Number of Voting Rights held in each class of securities (ix)			No. of Shares Underlying convertible securities (including Warrants) (x)	Shareholding as a % assuming full conversion of convertible securities (as a percentage of diluted share capital) (xi) = (vii)+(x) as a % of (A+B+C)	Number of Locked in shares (xii)		Number of Shares pledged or otherwise encumbered (xiii)		Number of equity shares held in dematerialized form (xiv)
								Class eq. Equity	Class eq. y	Total			No. (a)	As a % of total Shares held (b)	No. (a)	As a % of total Shares held (b)	
(A)	Promoter & Promoter Group	5	2162550	0	0	2162550	26.373	0	2162550	26.373	0	0.000	0	0.000	0	0.000	2130800
(B)	Public	470	6037450	0	0	6037450	73.627	0	6037450	73.627	0	0.000	0	0.000	0	0.000	4515670
(C)	Non Promoter - Non Public																
(C1)	Shares underlying DRs																
(C2)	Shares held by Employee Trusts																
	TOTAL	475	8200000	0	0	8200000	100.000	0	8200000	100.000	0	0.000	0	0.000	0	0.000	6646470




Table II - Statement showing shareholding pattern of the Promoter and Promoter Group

Category & Name of shareholders (i)	PAN (ii)	Nos. of share holders (iii)	No. of fully paid-up equity shares held (IV)	No. of partly paid-up equity shares held (V)	Nos. of shares underlying Depository Receipt (VI)	Total nos. shares held (VII) = (IV)+(V)+(VI)	Shareholding % calculated as per SCRR, 1957 As a % of (A+B+C2) (VIII)	Number of Voting Rights held in each class of securities (IX)			No. of Shares Outstanding convertible securities (including Warrants) (X)	Shareholding as a % assuming full conversion of convertible securities (as a percentage of diluted share capital) (XI) = (VII)+(X) as a % of (A+B+C)	Number of Locked in shares (XII)		Number of Shares pledged or otherwise encumbered (XIII)		Number of equity shares held in dematerialized form (XIV)
								No. of Voting Rights		Total			No. (a)	As a % of total Shares held (b)	No. (a)	As a % of total Shares held (b)	
								Class: Equity	Class: Y								
(1) Indian		0	0	0	0	0	0.000	0	0	0	0.000	0	0.000	0	0.000	0	0
(a) Individuals/ Hindu undivided Family		3	31750	0	0	31750	0.387	31750	0	31750	0.387	0	0.000	0	0.000	0	0
KAILASH CHANDRA SHARMA	ARTPS9164K	0	10250	0	0	10250	0.125	10250	0	10250	0.125	0	0.000	0	0.000	0	0
NAVIN CHANDRA SHARMA	AKOPS7367Q	0	15500	0	0	15500	0.189	15500	0	15500	0.189	0	0.000	0	0.000	0	0
NIRMALA DEVI SHARMA	ARJPS0590H	0	6000	0	0	6000	0.073	6000	0	6000	0.073	0	0.000	0	0.000	0	0
(b) Central Government/ State Government(s)		0	0	0	0	0	0.000	0	0	0	0.000	0	0.000	0	0.000	0	0
(c) Financial Institutions/ Banks		0	0	0	0	0	0.000	0	0	0	0.000	0	0.000	0	0.000	0	0
(d) Any Other		0	0	0	0	0	0.000	0	0	0	0.000	0	0.000	0	0.000	0	0
Bodies Corporate		2	2130800	0	0	2130800	25.985	2130800	0	2130800	25.985	0	0.000	0	0.000	0	2130800
KASHYAP COMMDEAL PVT. LTD.	AADCK1727G	0	934000	0	0	934000	11.390	934000	0	934000	11.390	0	0.000	0	0.000	0	934000
MEGHSHREE CREDIT PRIVATE LIMITED	AACCM0806D	0	1196800	0	0	1196800	14.595	1196800	0	1196800	14.595	0	0.000	0	0.000	0	1196800
Trusts		0	0	0	0	0	0.000	0	0	0	0.000	0	0.000	0	0.000	0	0
Clearing Members		0	0	0	0	0	0.000	0	0	0	0.000	0	0.000	0	0.000	0	0
Sub-Total (A)(1)		5	2162550	0	0	2162550	26.373	2162550	0	2162550	26.373	0	0.000	0	0.000	0	2130800
(2) Foreign		0	0	0	0	0	0.000	0	0	0	0.000	0	0.000	0	0.000	0	0
(a) Individuals (Non-Resident Individuals/Foreign		0	0	0	0	0	0.000	0	0	0	0.000	0	0.000	0	0.000	0	0
(b) Government		0	0	0	0	0	0.000	0	0	0	0.000	0	0.000	0	0.000	0	0
(c) Institutions		0	0	0	0	0	0.000	0	0	0	0.000	0	0.000	0	0.000	0	0
(d) Foreign Portfolio Investor		0	0	0	0	0	0.000	0	0	0	0.000	0	0.000	0	0.000	0	0
(e) Any Other		0	0	0	0	0	0.000	0	0	0	0.000	0	0.000	0	0.000	0	0
OCBs		0	0	0	0	0	0.000	0	0	0	0.000	0	0.000	0	0.000	0	0
Sub-Total (A)(2)		0	0	0	0	0	0.000	0	0	0	0.000	0	0.000	0	0.000	0	0
Total Shareholding of Promoter and Promoter Group (A)=(A)(1)+(A)(2)		5	2162550	0	0	2162550	26.373	2162550	0	2162550	26.373	0	0.000	0	0.000	0	2130800




Table III - Statement showing shareholding pattern of the Public shareholder

Category & Name of shareholders (i)	PAN (ii)	Nos. of share holders (iii)	No. of fully paid-up equity shares held (iv)	No. of partly paid-up equity shares held (v)	Nos. of shares underlying Depository Receipt (vi)	Total nos. shares held (vii) = (iv)+(v)+(vi)	Shareholding % calculated as per SCRR, 1957 (A+B+C2) (viii)	Number of Voting Rights held in each class of securities (ix)			No. of Outstanding convertible securities (including Warrants) (X)	Shareholding as a % assuming full conversion of convertible securities (as a percentage of diluted share capital) (VII)+(X) as a % of (A+B+C)	Number of Locked in shares (xii)		Number of Shares pledged or otherwise (xiii)		Number of equity shares held in dematerialized form (xiv)
								Class: Equity	Class: Preference	Total			No. (a)	As a % of total Shares held (b)	No. (a)	As a % of total Shares held (b)	
(1) Institutions		0	0	0	0	0	0.000	0	0	0	0.000	0	0.000	0	0.000	0	0
(a) Mutual Funds		0	0	0	0	0	0.000	0	0	0	0.000	0	0.000	0	0.000	0	0
(b) Venture Capital Funds		0	0	0	0	0	0.000	0	0	0	0.000	0	0.000	0	0.000	0	0
(c) Alternate Investment Funds		0	0	0	0	0	0.000	0	0	0	0.000	0	0.000	0	0.000	0	0
(d) Foreign Venture Capital Investors		0	0	0	0	0	0.000	0	0	0	0.000	0	0.000	0	0.000	0	0
(e) Foreign Portfolio Investors		0	0	0	0	0	0.000	0	0	0	0.000	0	0.000	0	0.000	0	0
(f) Financial Institutions/Banks		0	0	0	0	0	0.000	0	0	0	0.000	0	0.000	0	0.000	0	0
(g) Insurance Companies		0	0	0	0	0	0.000	0	0	0	0.000	0	0.000	0	0.000	0	0
(h) Provident Funds/Pension Funds		0	0	0	0	0	0.000	0	0	0	0.000	0	0.000	0	0.000	0	0
(i) Any Other		0	0	0	0	0	0.000	0	0	0	0.000	0	0.000	0	0.000	0	0
Foreign Institutional Investors		0	0	0	0	0	0.000	0	0	0	0.000	0	0.000	0	0.000	0	0
QFI - Corporate		0	0	0	0	0	0.000	0	0	0	0.000	0	0.000	0	0.000	0	0
Sub-Total (B)(1)		0	0	0	0	0	0.000	0	0	0	0.000	0	0.000	0	0.000	0	0
Central Government /State Government(s) /President of India		0	0	0	0	0	0.000	0	0	0	0.000	0	0.000	0	0.000	0	0
Sub-Total (B)(2)		0	0	0	0	0	0.000	0	0	0	0.000	0	0.000	0	0.000	0	0
(3) Non-Institutions		0	0	0	0	0	0.000	0	0	0	0.000	0	0.000	0	0.000	0	0
(a) Individuals		0	0	0	0	0	0.000	0	0	0	0.000	0	0.000	0	0.000	0	0
i) Individual share holders holding nominal share capital up to Rs.2 Lakhs.		446	176980	0	0	176980	2.158	176980	0	176980	2.158	0	0.000	0	0.000	0	10000
ii) Individual share holders holding nominal share capital in excess of Rs.2 Lakhs.		0	0	0	0	0	0.000	0	0	0	0.000	0	0.000	0	0.000	0	0
(b) NBFCs registered with RBI		0	0	0	0	0	0.000	0	0	0	0.000	0	0.000	0	0.000	0	0
(c) Employee Funds		0	0	0	0	0	0.000	0	0	0	0.000	0	0.000	0	0.000	0	0
(d) Overseas Depositors (holding DRs) (balancing figure)		0	0	0	0	0	0.000	0	0	0	0.000	0	0.000	0	0.000	0	0




Table IV - Statement showing shareholding pattern of the Non Promoter - Non Public shareholder

Category & Name of shareholders (i)	PAN (ii)	Nos. of shareholders (iii)	No. of fully paid up equity shares held (iv)	No. of partly paid-up equity shares held (v)	Nos. of shares underlying Depository Receipt (vi)	Total nos. shares held (vii) = (iv)+(v)+(vi)	Shareholding as % calculated as per SCRR, 1957 As a % of (A+B+C2) (viii)	Number of Voting Rights held in each class of securities (ix)		No. of Shares Outstanding convertible securities (including Warrants) (x)	Shareholding as a % assuming full conversion of convertible securities (as a percentage of diluted share capital) (xi) = (vii)-(x) as a % of (A+B+C)	Number of Locked in shares (xii)		Number of Shares pledged or otherwise encumbered (xiii)		Number of equity shares held in dematerialized form (xiv)		
								Class: Equity	Class: y			No. (a)	As a % of total Shares held (b)	No. (a)	As a % of total Shares held (b)			
(1) Custodian DR Holder																		
(2) Employee Benefit Trust (under SEBI (share based Employee Benefit) Regulations, 2014																		
Total Non-Promoter - Non-Public Shareholding (C)=(1)+(2)																		

FOR SELLWIN TRADERS LIMITED

N. S. Shrivastava

Managing Director/Director