

(I)(a) STATEMENT SHOWING SHAREHOLDING PATTERN

Name of the Company: SELLWIN TRADERS LIMITED
Scrip Code: Name of the Scrip:
Quarter Ended: 31/03/2015

Class of security:

Page: 1

Partly paid-up shares:-	No. of partly paid-up shares	As a % of total no. of partly paid-up shares	As a % of total no. of shares of the company
-------------------------	------------------------------	--	--

Held by promoter/promoter group

Held by public
Total - 0

Outstanding convertible securities:-	No. of outstanding securities	As a % of total no. of outstanding convertible securities	As a % of total no. of shares of the company, assuming full conversion of the convertible securities
--------------------------------------	-------------------------------	---	--

Held by promoter/promoter group


Held by public
Total - E

Warrants:-	No. of warrants	As a % of total no. of warrants	As a % of total no. of shares of the company, assuming full conversion of warrants
------------	-----------------	---------------------------------	--

Held by promoter/promoter group

Held by public
Total - F

Total paid-up capital of the company, assuming full conversion of warrants and convertible securities	8200000
---	---------



Category Code	Category of Shareholders	Number of shareholders	Total number of shares of shares Demat Form	Number of shares held in	As a % of (A+B)	As a % of (A+B+C)	Number of Pledged shares	As a percentage (ix)=(viii/iv*100)
(i)	(ii)	(iii)	(iv)	(v)	(vi)	(vii)	(viii)	(ix)
(A)	Total Shareholding of Promoter & Promoter Group							
(1)	Indian	4	31750	Nil	0.387	0.387	Nil	Nil
(a)	Individual/HUF	Nil	Nil	Nil	Nil	Nil	Nil	Nil
(b)	Central Govt. / State Govt.	2	2130800	2130800	25.985	25.985	Nil	Nil
(c)	Bodies Corporate	Nil	Nil	Nil	Nil	Nil	Nil	Nil
(d)	Fin. Institutions / Bank	Nil	Nil	Nil	Nil	Nil	Nil	Nil
(e)	Any Other	Nil	Nil	Nil	Nil	Nil	Nil	Nil
	Sub-Total of (A)(1)	6	2162550	2130800	26.373	26.373	Nil	Nil
(2)	Foreign							
(a)	Individuals (NRIs/Foreign)	Nil	Nil	Nil	Nil	Nil	Nil	Nil
(b)	Bodies Corporate	Nil	Nil	Nil	Nil	Nil	Nil	Nil
(c)	Institutions	Nil	Nil	Nil	Nil	Nil	Nil	Nil
(d)	Qualified Foreign Investors	Nil	Nil	Nil	Nil	Nil	Nil	Nil
(e)	Any Other	Nil	Nil	Nil	Nil	Nil	Nil	Nil
	Sub-Total of (A)(2)	Nil	Nil	Nil	Nil	Nil	Nil	Nil
	Shareholding of Promoter & Promoter Group (A) = A1+A2	6	2162550	2130800	26.373	26.373	Nil	Nil
(B)	Public Shareholding							
(1)	Institutions							
(a)	Mutual Funds / UTI	Nil	Nil	Nil	Nil	Nil	NA	NA
(b)	Fin. Institutions / Banks	Nil	Nil	Nil	Nil	Nil	NA	NA
(c)	Central Govt. / State Govt.	Nil	Nil	Nil	Nil	Nil	NA	NA
(d)	Venture Capital	Nil	Nil	Nil	Nil	Nil	NA	NA
(e)	Insurance Company	Nil	Nil	Nil	Nil	Nil	NA	NA
(f)	Foreign Inst. Investors	Nil	Nil	Nil	Nil	Nil	NA	NA
(g)	Foreign VC Investors	Nil	Nil	Nil	Nil	Nil	NA	NA
(h)	QFI - Corporate	Nil	Nil	Nil	Nil	Nil	NA	NA
(i)	Any Other	Nil	Nil	Nil	Nil	Nil	NA	NA
	Sub-Total (B)(1)	Nil	Nil	Nil	Nil	Nil	NA	NA
(2)	Non-Institutions							
(a)	Bodies Corporate	27	5860470	4505670	71.469	71.469	NA	NA
(b)	Individuals							
	i. Individual Shareholders Holding Nominal Share Upto Rs. 1 Lakh	521	163280	10000	1.991	1.991	NA	NA
	ii. Individual Shareholders Holding Nominal Share greater than Rs. 1 Lakh	1	13700	Nil	0.167	0.167	NA	NA
(c)	QFI - Individual	Nil	Nil	Nil	Nil	Nil	NA	NA
(d)	Any Other	549	6037450	4515670	73.627	73.627	NA	NA
	Sub-Total (B)(2)	549	6037450	4515670	73.627	73.627	NA	NA
	Total Public Shareholding (B) = (B)(1) + (B)(2)	549	6037450	4515670	73.627	73.627	NA	NA
	TOTAL (A)+(B)	555	8200000	6646470	100.000	100.000	Nil	Nil
(C)	Shares held by Custodians And against which DRs have been issued	Nil	Nil	Nil	Nil	Nil	NA	NA
(1)	Promoter and Promoter group	Nil	Nil	Nil	Nil	Nil	NA	NA
(2)	Public	Nil	Nil	Nil	Nil	Nil	NA	NA
	GRAND TOTAL (A)+(B)+(C)	555	8200000	6646470	100.000	100.000	Nil	Nil



(i)	(ii)	Details of Shares Held		Encumbered shares(*)	Details of warrants				Details of Convertible Securities		Total Shares (including underlying shares assuming full conversion of warrants and convertible securities) as a % of diluted share capital
		(iii)	(iv)		(v)	(vi)=(v)/(iii)*100	(vii)	(viii)	(ix)	(x)	
		Number of Shares held (A)+(B)+(C)	As a % of grand total (A)+(B)+(C)	Number of Fledged Shares held	As a % of grand total (A)+(B)+(C)	As a % of sub-Clause (I)(a)	Warrants held	As a % of total warrants of the same Class	Number of convertible securities held	As a % of total convertible securities of the same class	
1.	KASHYAP CONFIDAL PVT. LTD.	934000	11.390	0	0.000	0.000	0	0.000	0	0.000	11.390
2.	MEGHSREE CREDIT PRIVATE LIMITED	1196800	14.595	0	0.000	0.000	0	0.000	0	0.000	14.595
3.	KAILASH CHANDRA SHARMA	10250	0.125	0	0.000	0.000	0	0.000	0	0.000	0.125
4.	NAVEEN SHARMA	12500	0.152	0	0.000	0.000	0	0.000	0	0.000	0.152
5.	NAVIN CHANDRA SHARMA	3000	0.037	0	0.000	0.000	0	0.000	0	0.000	0.037
6.	NIRPALA DEVI SHARMA	6000	0.073	0	0.000	0.000	0	0.000	0	0.000	0.073
TOTAL		2162550	26.373	0	0.000	0.000	Nil	Nil	Nil	Nil	26.373



SELLWIN TRADERS LIMITED



(I)(c)(1) Statement showing holding of securities (including shares, warrants, convertible securities) of persons belonging to the category [PUBLIC] and holding more than 1.000(%) of the total number of shares as on 31/03/2015

Page: 1

Sri. Name(s) of the shareholder	Number of Shares held	Shares as a percentage of total number of shares (i.e., Grand Total (A)+(B)+(C) indicated in Statement at para (I)(a) above}	Details of Warrants		Details of convertible Securities		Total shares (including underlying shares assuming full conversion of warrants and convertible securities) as a % of diluted share capital
			Number of Warrants held	As a % of total warrants of the same Class	Number of convertible securities held	% r.t. total number of convertible securities of the same class	
1. ALLIED TREXIM PRIVATE LIMITED	800000	9.756	0	0.000	0	0.000	9.756
2. BAJORIA DISTRIBUTORS PVT. LTD.	1770000	21.585	0	0.000	0	0.000	21.585
3. CAROL SYNTEX PVT. LTD.	224000	2.732	0	0.000	0	0.000	2.732
4. JAGMAG COMMERCIAL & CREDIT CO. PVT. LTD.	264000	3.220	0	0.000	0	0.000	3.220
5. JAGMAG MERCANTILES PVT. LTD.	108000	1.317	0	0.000	0	0.000	1.317
6. LINGRAJ MARKETING PVT LTD	789470	9.628	0	0.000	0	0.000	9.628
7. MOONCLUB MERCHANTS PVT LTD	224000	2.732	0	0.000	0	0.000	2.732
8. ODYSSEY VANIJYA PVT LTD	120000	1.463	0	0.000	0	0.000	1.463
9. ORIENTAL COMOTRADE PRIVATE LIMITED	200000	2.439	0	0.000	0	0.000	2.439
10. PRIYANKA TREXIM & COMMERCE PVT. LTD.	138000	1.683	0	0.000	0	0.000	1.683
11. RESPDNCE INVESTMENTS LIMITED	364000	4.439	0	0.000	0	0.000	4.439
12. SARTHAK MARKET PVT. LTD.	120000	1.463	0	0.000	0	0.000	1.463
13. TRINCAS AGENCY & CREDIT PVT. LTD.	176000	2.146	0	0.000	0	0.000	2.146
TOTAL	5297470	64.603	Nil	Nil	Nil	Nil	64.603



Sr1. Name(s) of the shareholder and the Persons Acting in Concert (PAC) with them	Number of Shares held	Shares as a percentage of total number of shares (i. e., Grand Total (A)+(B)+(C) indicated in Statement at para (I)(a) above)	Details of Warrants Number of Warrants held As a % of total warrants of the same Class		Details of convertible securities held	convertible Securities %w. r. t. total number of convertible securities of the same class	Total shares (including underlying shares assuming full conversion of warrants and convertible securities) as a % of diluted share capital
1. ALLIED TREXIM PRIVATE LIMITED	800000	9.756	0	0.000	0	0.000	9.756
2. BAJORIA DISTRIBUTORS PVT. LTD.	1770000	21.585	0	0.000	0	0.000	21.585
3. LINGRAJ MARKETING PVT LTD	789470	9.628	0	0.000	0	0.000	9.628
TOTAL	3359470	40.969	Nil	Nil	Nil	Nil	40.969





SELLWIN TRADERS LIMITED

(I)(d) STATEMENT SHOWING DETAILS OF LOCKED-IN SHARES AS ON 31/03/2015

Page: 1

Sr1. Name(s) of the Shareholder	Category of Shareholders (Promoter/ Public)	Number of Locked-in Shares	% to Total
---------------------------------	---	----------------------------	------------

1.		Nil	NIL
----	--	-----	-----




SELLWIN TRADERS LIMITED

(II)(a) STATEMENT SHOWING DETAILS OF DEPOSITORY RECEIPTS (DRs)

Page: 1

Srl. Type of Outstanding DR (ADRs, GDRs, SDRs, etc)	Number of Outstanding DRs	Number of Shares underlying outstanding DRs	Shares underlying Outstanding DRs as a Percentage of total number of shares (ie. Grand total(A)+(B)+ (C) indicated in Statement at para (I)(a) above)
1. Nil	Nil	Nil	Nil



SELLWIN TRADERS LIMITED

(II)(b) STATEMENT SHOWING DETAILS OF DEPOSITORY RECEIPTS (DRs), WHERE UNDERLYING SHARES HELD BY 'PROMOTER/PROMOTER GROUP' ARE IN EXCESS OF 1% OF THE TOTAL NO. OF SHARES

Sr. Name of the DR Holder	Type of outstanding DR (ADRs, GDRs, SDRs, etc.) DRs	Number of Shares underlying outstanding DRs	Shares underlying Outstanding DRs as Percentage of total number of shares (ie. Grand total(A)+(B)+(C) indicated in statement at para (I)(a) above
1. Nil	Nil	Nil	Nil
2. Nil	Nil	Nil	Nil
TOTAL Nil	Nil	Nil	Nil

