



# SELLWIN TRADERS LIMITED

REGD. OFFICE :-  
157, RABINDRA SARANI, 1ST FLOOR,  
KOLKATA - 700 007 (W. B.) INDIA  
Phone : +91 33 3262 2007

Date: 14.01.2013

To  
The Calcutta Stock Exchange Ltd.  
7, Lyons Range,  
Kolkata- 700 001

Sub: Filing of Shareholding pattern for the Quarter ended on 31<sup>ST</sup> December, 2012 as per Clause 35 of Listing Agreement

Dear Sir,

With the reference to the above, please find enclosed herewith the Shareholding pattern for the Quarter ended on 31<sup>st</sup> December, 2012.

Please acknowledge the receipt.

*Thanking you,*

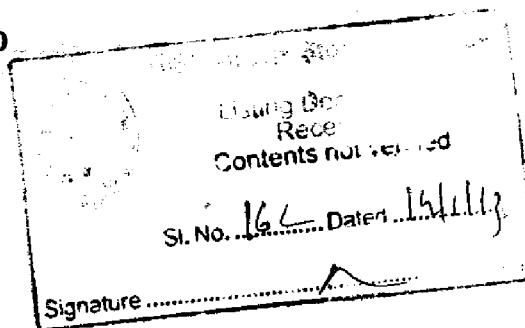
*Yours faithfully,*

For SELLWIN TRADERS LIMITED

*N. S. Sharma*

DIRECTOR

Encl.: As above.



(1)(a) STATEMENT SHOWING SHAREHOLDING PATTERN

Name of the Company: **SELLWIN TRADERS LIMITED**  
Scrip Code:                      Name of the Scrip:  
Quarter Ended: 31/12/2012

Class of security:

Page: 1

---

Party paid-up shares:-	No. of partly paid-up shares	As a % of total no. of partly paid-up shares	As a % of total no. of shares of the company
------------------------	------------------------------	----------------------------------------------	----------------------------------------------

---

Held by promoter/promoter group

Held by public  
Total - D

---

Outstanding convertible securities:-	No. of outstanding securities	As a % of total no. of outstanding convertible securities	As a % of total no. of shares of the company, assuming full conversion of the convertible securities
--------------------------------------	-------------------------------	-----------------------------------------------------------	------------------------------------------------------------------------------------------------------

---

Held by promoter/promoter group

Held by public  
Total - E

---

Warrants:-	No. of warrants	As a % of total no. of warrants	As a % of total no. of shares of the company, assuming full conversion of warrants
------------	-----------------	---------------------------------	------------------------------------------------------------------------------------

---

Held by promoter/promoter group

Held by public  
Total - F

---

Total paid-up capital of the company, assuming full conversion of warrants and convertible securities	8200000		
-------------------------------------------------------------------------------------------------------	---------	--	--

---




Category Code	Category of Shareholders	Number of shareholders	Total number of shares	Number of shares held in Demat Form	As a % of (A+B)	As a % of (A+B+c)	Number of Pledged shares	As a percentage (ix)=(viii/i+100)
(i)	(ii)	(iii)	(iv)	(v)	(vi)	(vii)	(viii)	(ix)=(viii/i+100)
(A)	<b>Total Shareholding of Promoter &amp; Promoter Group</b>							
(1)	<b>Indian</b>							
(a)	Individual/HUF	13	45450	Nil	0.554	0.554	Nil	Nil
(b)	Central Govt./ State Govt.	Nil	Nil	Nil	Nil	Nil	Nil	Nil
(c)	Bodies Corporate	6	2130800	1574800	25.985	25.985	Nil	Nil
(d)	Fin.Institutions / Bank	Nil	Nil	Nil	Nil	Nil	Nil	Nil
(e)	Any Other	Nil	Nil	Nil	Nil	Nil	Nil	Nil
	<b>Sub-Total of (A)(1)</b>	<b>19</b>	<b>2176250</b>	<b>1574800</b>	<b>26.540</b>	<b>26.540</b>	<b>Nil</b>	<b>Nil</b>
(2)	<b>Foreign</b>							
(a)	Individuals (NRIs/Foreign)	Nil	Nil	Nil	Nil	Nil	Nil	Nil
(b)	Bodies Corporate	Nil	Nil	Nil	Nil	Nil	Nil	Nil
(c)	Institutions	Nil	Nil	Nil	Nil	Nil	Nil	Nil
(d)	Qualified Foreign Investors	Nil	Nil	Nil	Nil	Nil	Nil	Nil
(e)	Any Other	Nil	Nil	Nil	Nil	Nil	Nil	Nil
	<b>Sub-Total of (A)(2)</b>	<b>Nil</b>	<b>Nil</b>	<b>Nil</b>	<b>Nil</b>	<b>Nil</b>	<b>Nil</b>	<b>Nil</b>
	<b>Shareholding of Promoter &amp; Promoter Group (A) = A1+A2</b>	<b>19</b>	<b>2176250</b>	<b>1574800</b>	<b>26.540</b>	<b>26.540</b>	<b>Nil</b>	<b>Nil</b>
(B)	<b>Public Shareholding</b>							
(1)	<b>Institutions</b>							
(a)	Mutual Funds / UTI	Nil	Nil	Nil	Nil	Nil	NA	NA
(b)	Fin.Institutions / Banks	Nil	Nil	Nil	Nil	Nil	NA	NA
(c)	Central Govt./ State Govt.	Nil	Nil	Nil	Nil	Nil	NA	NA
(d)	Venture Capital	Nil	Nil	Nil	Nil	Nil	NA	NA
(e)	Insurance Company	Nil	Nil	Nil	Nil	Nil	NA	NA
(f)	Foreign Inst.Investors	Nil	Nil	Nil	Nil	Nil	NA	NA
(g)	Foreign VC Investors	Nil	Nil	Nil	Nil	Nil	NA	NA
(h)	Qualified Foreign Investors	Nil	Nil	Nil	Nil	Nil	NA	NA
(i)	Any Other	Nil	Nil	Nil	Nil	Nil	NA	NA
	<b>Sub-Total (B)(1)</b>	<b>Nil</b>	<b>Nil</b>	<b>Nil</b>	<b>Nil</b>	<b>Nil</b>	<b>NA</b>	<b>NA</b>
(2)	<b>Non-Institutions</b>							
(a)	Bodies Corporate	27	5870470	4513670	71.591	71.591	NA	NA
(b)	<b>Individuals</b>							
	i. Individual Shareholders Holding Nominal Share Upto Rs.1 Lakh	218	153280	Nil	1.869	1.869	NA	NA
	ii. Individual Shareholders Holding Nominal Share greater than Rs.1 Lakh	Nil	Nil	Nil	Nil	Nil	NA	NA
(c)	Qualified Foreign Investors	Nil	Nil	Nil	Nil	Nil	NA	NA
(d)	Any Other	Nil	Nil	Nil	Nil	Nil	NA	NA
	<b>Sub-Total (B)(2)</b>	<b>245</b>	<b>6023750</b>	<b>4513670</b>	<b>73.460</b>	<b>73.460</b>	<b>NA</b>	<b>NA</b>
	<b>Total Public Shareholding (B) = (B)(1) + (B)(2)</b>	<b>245</b>	<b>6023750</b>	<b>4513670</b>	<b>73.460</b>	<b>73.460</b>	<b>NA</b>	<b>NA</b>
	<b>TOTAL (A)+(B)</b>	<b>264</b>	<b>8200000</b>	<b>6090470</b>	<b>100.000</b>	<b>100.000</b>	<b>Nil</b>	<b>Nil</b>
(C)	<b>Shares held by Custodians And against which DRs have been issued</b>	Nil	Nil	Nil	Nil	Nil	NA	NA
(1)	Promoter and Promoter group	Nil	Nil	Nil	Nil	Nil	NA	NA
(2)	Public	Nil	Nil	Nil	Nil	Nil	NA	NA
	<b>GRAND TOTAL (A)+(B)+(C)</b>	<b>264</b>	<b>8200000</b>	<b>6090470</b>	<b>100.000</b>	<b>100.000</b>	<b>Nil</b>	<b>Nil</b>



**BELLWIN TRADERS LIMITED**

(1) (b) Statement showing holding of securities (including shares, warrants, convertible securities) of persons belonging to the category (Promoter & Promoter Group) As on 31/12/2012


Sr.1. Name of the shareholder	Details of Shares Held		Encumbered shares(s)		Details of warrants				Details of Convertible Securities		Total shares (including underlying shares assuming full conversion of warrants and convertible securities) as a % of diluted share capital
	(iii) Number of Shares held	(iv) As a % of grand total (A)+(B)+(C)	(v) Number of Pledged Shares held	(vi) As a percentage of grand total (A)+(B)+(C) of sub-class (I)(a)	(vii) Number of warrants held	(viii) As a % of total warrants held	(ix) Number of convertible securities held	(x) Number of convertible securities of the same Class	(xi) Total convertible securities of the same Class	(xii) Total shares (including underlying shares assuming full conversion of warrants and convertible securities) as a % of diluted share capital	
1. BORDRILL COMMERCIAL CO. PVT. LTD.	96000	1.171	0	0.000	0	0.000	0	0.000	0	0.000	1.171
2. CLIFF TRIXIM PVT. LTD.	148000	1.805	0	0.000	0	0.000	0	0.000	0	0.000	1.805
3. FINDTEX VINIMAY PVT. LTD.	136000	1.659	0	0.000	0	0.000	0	0.000	0	0.000	1.659
4. GANPATI RIVERSIDE PVT. LTD.	378000	4.610	0	0.000	0	0.000	0	0.000	0	0.000	4.610
5. MEGHSHREE CREDIT PRIVATE LIMITED	1196800	14.595	0	0.000	0	0.000	0	0.000	0	0.000	14.595
6. KEXYES TRADERS PVT. LTD.	176000	2.146	0	0.000	0	0.000	0	0.000	0	0.000	2.146
7. ARUNA R MENA	1000	0.012	0	0.000	0	0.000	0	0.000	0	0.000	0.012
8. BHADRA S SHAH	1000	0.012	0	0.000	0	0.000	0	0.000	0	0.000	0.012
9. CHANDRALATA B MENTA	1000	0.012	0	0.000	0	0.000	0	0.000	0	0.000	0.012
10. DIPAK L SHAH	2100	0.026	0	0.000	0	0.000	0	0.000	0	0.000	0.026
11. JAYANTILAL G SHAH	100	0.001	0	0.000	0	0.000	0	0.000	0	0.000	0.001
12. KAILASH CHANDRA SHARMA	10250	0.125	0	0.000	0	0.000	0	0.000	0	0.000	0.125
13. KISHORI B DESAI	3000	0.037	0	0.000	0	0.000	0	0.000	0	0.000	0.037
14. LEENA D SHETH	500	0.006	0	0.000	0	0.000	0	0.000	0	0.000	0.006
15. NAVEEN SHARMA	3000	0.037	0	0.000	0	0.000	0	0.000	0	0.000	0.037
16. NAVIN CHANDRA SHARMA	12500	0.152	0	0.000	0	0.000	0	0.000	0	0.000	0.152
17. NIRHALA DEVI SHARMA	6000	0.073	0	0.000	0	0.000	0	0.000	0	0.000	0.073
18. RANESH J MENA	3000	0.037	0	0.000	0	0.000	0	0.000	0	0.000	0.037
19. SONAL J DOSHI	2000	0.024	0	0.000	0	0.000	0	0.000	0	0.000	0.024
<b>TOTAL</b>	<b>2176250</b>	<b>26.540</b>	<b>0</b>	<b>0.000</b>	<b>0</b>	<b>0.000</b>	<b>0</b>	<b>0.000</b>	<b>0</b>	<b>0.000</b>	<b>26.540</b>



**SELLWIN TRADERS LIMITED**

(1)(c)(i) Statement showing holding of securities (including shares, warrants, convertible securities) of persons belonging to the category [PUBLIC] and holding more than 1.000(%) of the total number of shares as on 31/12/2012

Srl. Name(s) of the shareholder	Number of Shares held	Shares as a percentage of total number of shares (i.e., Grand Total (A)+(B)+(C) indicated in Statement at para (1)(a) above)	Details of Warrants		Details of convertible Securities		Total shares (including underlying shares assuming full conversion and of warrants and convertible securities) as a % of diluted share capital
			Number of Warrants held	As a % of total Warrants held	Number of convertible securities held	of convertible securities of the same class	
1. ALLIED TREXIM PRIVATE LIMITED	80000	9.756	0	0.000	0	0.000	9.756
2. BAJORJA DISTRIBUTORS PVT. LTD.	177000	21.585	0	0.000	0	0.000	21.585
3. BHINRAJ FABTRADE PVT.LTD.	36400	4.439	0	0.000	0	0.000	4.439
4. CAROL SYNTAX PVT. LTD.	22400	2.732	0	0.000	0	0.000	2.732
5. JAGNAG COMMERCIAL & CREDIT CO. PVT. LTD.	26400	3.220	0	0.000	0	0.000	3.220
6. JAGHAG MERCANTILES PVT. LTD.	10800	1.317	0	0.000	0	0.000	1.317
7. LINGRAJ MARKETING PVT LTD	789470	9.628	0	0.000	0	0.000	9.628
8. MOONCLUB MERCHANTS PVT LTD	22400	2.732	0	0.000	0	0.000	2.732
9. ORIENTAL COMMO TRADE PRIVATE LIMITED	20000	2.439	0	0.000	0	0.000	2.439
10. PRIYANKA TREXIM & COMMERCE PVT. LTD.	13800	1.683	0	0.000	0	0.000	1.683
11. SARTHAK MARKET PVT. LTD.	12000	1.463	0	0.000	0	0.000	1.463
12. SHULTON VYAPAAR PRIVATE LIMITED	12000	1.463	0	0.000	0	0.000	1.463
13. TRINCAS AGENCY & CREDIT PVT. LTD.	17600	2.146	0	0.000	0	0.000	2.146
<b>TOTAL</b>	<b>5297470</b>	<b>64.603</b>	<b>Nil</b>	<b>Nil</b>	<b>Nil</b>	<b>Nil</b>	<b>64.603</b>



**BELVIN TRADERS LIMITED**

(1)(c)(ii) Statement showing holding of securities (including shares, warrants, convertible securities) of persons (together with PAC) belonging to the category (PUBLIC) and holding more than 5.000(%) of the total number of shares of the company as on 31/12/2012  
Page: 1

Srl. Name(s) of the shareholder and the Persons Acting in Concert (PAC) with them	Number of Shares held	Shares as a percentage of total number of shares (i.e., Grand Total (A)+(B)+(C) indicated in Statement at para (1)(a) above)	Details of Warrants		Details of convertible Securities		Total shares (including underlying shares assuming full conversion of warrants and convertible securities) as a % of diluted share capital
			Number of Warrants held	As a % of total warrants held	Number of convertible securities held	% of total convertible securities of the same class	
1. ALLIED TREKIM PRIVATE LIMITED	80000	9.756	0	0.000	0	0.000	9.756
2. BAVORIA DISTRIBUTORS PVT. LTD.	177000	21.585	0	0.000	0	0.000	21.585
3. LINGRAJ MARKETING PVT LTD	789470	9.628	0	0.000	0	0.000	9.628
<b>TOTAL</b>	<b>3359470</b>	<b>40.969</b>	<b>Nil</b>	<b>Nil</b>	<b>Nil</b>	<b>Nil</b>	<b>40.969</b>




**BELLWIN TRADERS LIMITED**

**(1)(d) STATEMENT SHOWING DETAILS OF LOCKED-IN SHARES AS ON 31/12/2012**

Page: 1

Sri. Name(s) of the Shareholder	Category of Shareholders (Promoter/ Public)	Number of Locked-in Shares	% to Total
1.		Nil	NIL




**SELLWIN TRADERS LIMITED**

**(II)(a) STATEMENT SHOWING DETAILS OF DEPOSITORY RECEIPTS (DRs)**

Page: 1

Srl. Type of Outstanding DR (ADRs, GDRs, SDRs, etc)	Number of Outstanding DRs	Number of Shares underlying outstanding DRs	Shares underlying Outstanding DRs as a Percentage of total number of shares (ie. Grand total (A)+(B)+ (C) indicated in Statement at para (I)(a) above)
1. Nil	Nil	Nil	NIL





**BELWIN TRADERS LIMITED**

**(II)(b) STATEMENT SHOWING DETAILS OF DEPOSITORY RECEIPTS (DRs), WHERE UNDERLYING SHARES HELD BY 'PROMOTER/PROMOTER GROUP' ARE IN EXCESS OF 1% OF THE TOTAL NO.OF SHARES**

Page: 1

Srl. Name of the DR Holder	Type of outstanding DR (ADRs,GDRs SDRs,etc.) DRs	Number of Shares Underlying outstanding DRs	Shares underlying Outstanding DRs as Percentage of total number of shares (ie. Grand total (A)+(B)+(C) indicated in statement at para (I)(a) above
1. Nil	Nil	Nil	Nil
2. Nil	Nil	Nil	Nil
<b>TOTAL</b>	<b>Nil</b>	<b>Nil</b>	<b>Nil</b>

