



SELLWIN TRADERS LIMITED

REGD. OFFICE :-
157, RABINDRA SARANI, 1ST FLOOR,
KOLKATA - 700 007 (W. B.) INDIA
Phone : +91 33 3262 2007
E-mail : selltl_1980@yahoo.co.in

Date: 08/10/2013

To
The Calcutta Stock Exchange Ltd.
7, Lyons Range,
Kolkata- 700 001

Sub: Filing of Shareholding pattern for the Quarter ended on 30th September, 2013 pursuant to Clause 35 of The Listing Agreement

Dear Sir,

With the reference to the above, please find enclosed herewith the Shareholding pattern for the Quarter ended on 30th September, 2013.

Please acknowledge the receipt.

Thanking you,


Yours faithfully,

For **SELLWIN TRADERS LIMITED**

N. S Sharma

DIRECTOR

Encl.: As above.



(I) (a) STATEMENT SHOWING SHAREHOLDING PATTERN

Name of the Company: SELLWIN TRADERS LIMITED
Scrip Code: Name of the Scrip:
Quarter Ended: 30/09/2013

Class of security:

Page: 1

Party paid-up shares:-	No. of partly paid-up shares	As a % of total no. of partly paid-up shares	As a % of total no. of shares of the company
------------------------	------------------------------	--	--

Held by promoter/promoter group

Held by public
Total - D

Outstanding convertible securities:-	No. of outstanding securities	As a % of total no. of outstanding convertible securities	As a % of total no. of shares of the company, assuming full conversion of the convertible securities
--------------------------------------	-------------------------------	---	--

Held by promoter/promoter group


Held by public
Total - E

Warrants:-	No. of warrants	As a % of total no. of warrants	As a % of total no. of shares of the company, assuming full conversion of warrants
------------	-----------------	---------------------------------	--

Held by promoter/promoter group

Held by public
Total - F

Total paid-up capital of the company, assuming full conversion of warrants and convertible securities	8200000		
---	---------	--	--



Category of Shareholders	Number of shareholders	Total number of shares	Number of shares held in Demat Form	As a % of (A+B)	As a % of (A+B+C)	Number of Pledged shares	As a percentage (ix)=(viii/iv*100)
(ii)	(iii)	(iv)	(v)	(vi)	(vii)	(viii)	(ix)=(viii/iv*100)
Total Shareholding of Promoter & Promoter Group							
Indian							
Individual/HUF	13	45450	Nil	0.554	0.554	Nil	Nil
Central Govt./ State Govt. Bodies Corporate	Nil	Nil	Nil	Nil	Nil	Nil	Nil
Fin.Institutions / Bank	6	2130800	1574800	25.985	25.985	Nil	Nil
Any Other	Nil	Nil	Nil	Nil	Nil	Nil	Nil
Sub-Total of (A)(1)	19	2176250	1574800	26.540	26.540	Nil	Nil
Foreign							
Individuals (NRIs/Foreign)	Nil	Nil	Nil	Nil	Nil	Nil	Nil
Bodies Corporate	Nil	Nil	Nil	Nil	Nil	Nil	Nil
Institutions	Nil	Nil	Nil	Nil	Nil	Nil	Nil
Qualified Foreign Investors	Nil	Nil	Nil	Nil	Nil	Nil	Nil
Any Other	Nil	Nil	Nil	Nil	Nil	Nil	Nil
Sub-Total of (A)(2)	Nil	Nil	Nil	Nil	Nil	Nil	Nil
Shareholding of Promoter & Promoter Group (A) = A1+A2	19	2176250	1574800	26.540	26.540	Nil	Nil
Public Shareholding							
Institutions							
Mutual Funds / UTI	Nil	Nil	Nil	Nil	Nil	NA	NA
Fin.Institutions / Banks	Nil	Nil	Nil	Nil	Nil	NA	NA
Central Govt./ State Govt. Venture Capital	Nil	Nil	Nil	Nil	Nil	NA	NA
Insurance Company	Nil	Nil	Nil	Nil	Nil	NA	NA
Foreign Inst.Investors	Nil	Nil	Nil	Nil	Nil	NA	NA
Foreign VC Investors	Nil	Nil	Nil	Nil	Nil	NA	NA
Qualified Foreign Investors	Nil	Nil	Nil	Nil	Nil	NA	NA
Any Other	Nil	Nil	Nil	Nil	Nil	NA	NA
Sub-Total (B)(1)	Nil	Nil	Nil	Nil	Nil	NA	NA
Non-Institutions							
Bodies Corporate	27	5870470	4515670	71.591	71.591	NA	NA
Individuals							
i.Individual Shareholders Holding Nominal Share Upto Rs.1 Lakh	207	153280	Nil	1.869	1.869	NA	NA
ii.Individual Shareholders Holding Nominal Share greater than Rs.1 Lakh	Nil	Nil	Nil	Nil	Nil	NA	NA
Qualified Foreign Investors	Nil	Nil	Nil	Nil	Nil	NA	NA
Any Other	234	6023750	4515670	73.460	73.460	NA	NA
Sub-Total (B)(2)	234	6023750	4515670	73.460	73.460	NA	NA
Total Public Shareholding (B) = (B)(1) + (B)(2)	234	6023750	4515670	73.460	73.460	NA	NA
TOTAL (A)+(B)	253	8200000	6090470	100.000	100.000	Nil	Nil
Shares held by Custodians And against which DRs have been issued							
Promoter and Promoter group	Nil	Nil	Nil	Nil	Nil	NA	NA
Public	Nil	Nil	Nil	Nil	Nil	NA	NA
GRAND TOTAL (A)+(B)+(C)	253	8200000	6090470	100.000	100.000	Nil	Nil



SELLWIN TRADERS LIMITED

(1)(b) Statement showing holding of securities (including shares, warrants, convertible securities) of persons belonging to the category [Promoter & Promoter Group] As on 30/09/2013

(i)	(ii)	Details of Shares Held		Encumbered shares(%)		Details of warrants		Details of Convertible Securities		Total shares (including underlying shares assuming full conversion of warrants and convertible securities) as a % of diluted share capital	
		(iii)	(iv)	(v)	(vi)=(v)/(iii)*100	(vii)=(v)/(iii)*100	(viii)	(ix)	(x)		(xi)
Sl. No.	Name of the shareholder	Number of Shares held	As a % of grand total (A)+(B)+(C)	Number of Pledged Shares held	As a percentage of grand total (A)+(B)+(C)	As a % of grand total (A)+(B)+(C)	Number of warrants held	As a % of total convertible securities	Number of convertible securities of the same class	Number of convertible securities of the same class	Total shares (including underlying shares assuming full conversion of warrants and convertible securities) as a % of diluted share capital
1.	BRODRILL COMMERCIAL CO. PVT. LTD.	96000	1.171	0	0.000	0.000	0	0.000	0	0.000	1.171
2.	CLIFF TREXIN PVT. LTD.	148000	1.805	0	0.000	0.000	0	0.000	0	0.000	1.805
3.	FINOTEX VINIMAY PVT. LTD.	136000	1.659	0	0.000	0.000	0	0.000	0	0.000	1.659
4.	GANPATI RIVERSIDE PVT. LTD.	378000	4.610	0	0.000	0.000	0	0.000	0	0.000	4.610
5.	MEGHSUREE CREDIT PRIVATE LIMITED	1195800	14.595	0	0.000	0.000	0	0.000	0	0.000	14.595
6.	XERYES TRADERS PVT. LTD.	176000	2.146	0	0.000	0.000	0	0.000	0	0.000	2.146
7.	ARUNA R MEHTA	1000	0.012	0	0.000	0.000	0	0.000	0	0.000	0.012
8.	BHADRA S SHAH	1000	0.012	0	0.000	0.000	0	0.000	0	0.000	0.012
9.	CHANDRALATA B MEHTA	1000	0.012	0	0.000	0.000	0	0.000	0	0.000	0.012
10.	DIPAK L SHAH	2100	0.026	0	0.000	0.000	0	0.000	0	0.000	0.026
11.	JAYANTILAL G SHAH	100	0.001	0	0.000	0.000	0	0.000	0	0.000	0.001
12.	KAILASH CHANDRA SHARMA	10250	0.125	0	0.000	0.000	0	0.000	0	0.000	0.125
13.	KISHORI B DESAI	3000	0.037	0	0.000	0.000	0	0.000	0	0.000	0.037
14.	LEENA D SETHI	500	0.006	0	0.000	0.000	0	0.000	0	0.000	0.006
15.	NAVEEN SHARMA	12500	0.152	0	0.000	0.000	0	0.000	0	0.000	0.152
16.	NAVIN CHANDRA SHARMA	3000	0.037	0	0.000	0.000	0	0.000	0	0.000	0.037
17.	NIRMALA DEVI SHARMA	6000	0.073	0	0.000	0.000	0	0.000	0	0.000	0.073
18.	RAHESH J MEHTA	3600	0.037	0	0.000	0.000	0	0.000	0	0.000	0.037
19.	SUNAL J DOSHI	2000	0.024	0	0.000	0.000	0	0.000	0	0.000	0.024
TOTAL		2176250	26.540	0	0.000	0.000	Nil	Nil	Nil	Nil	26.540



SELLHIN TRADERS LIMITED

(I)(c)(i) Statement showing holding of securities (including shares, warrants, convertible securities) of persons belonging to the category (PUBLIC) and holding more than 1.000(%) of the total number of shares as on 30/09/2013

Sri. Name(s) of the shareholder	Number of Shares held	Shares as a percentage of total number of shares (i.e., Grand Total (A)+(B)+(C) indicated in Statement at para (I)(a) above)	Details of Warrants		Details of convertible Securities		Total shares (including underlying shares assuming full conversion of warrants and convertible securities) as a % of diluted share capital
			Number of Warrants held	As a % total number of warrants of the same Class	Number of convertible securities held	As a % total number of convertible securities of the same class	
1. ALLIED TREXIM PRIVATE LIMITED	800000	9.756	0	0.000	0	0.000	9.756
2. BAJORIA DISTRIBUTORS PVT. LTD.	1770000	21.585	0	0.000	0	0.000	21.585
3. BHIMRAJ FABTRADE PVT.LTD.	364000	4.439	0	0.000	0	0.000	4.439
4. CAROL SYNTEX PVT. LTD.	224000	2.732	0	0.000	0	0.000	2.732
5. JAGMAG COMMERCIAL & CREDIT CO. PVT. LTD.	264000	3.220	0	0.000	0	0.000	3.220
6. JAGMAG MERCANTILES PVT. LTD.	108000	1.317	0	0.000	0	0.000	1.317
7. LINGRAJ MARKETING PVT LTD	789470	9.628	0	0.000	0	0.000	9.628
8. MOONCLUB MERCHANTS PVT LTD	224000	2.732	0	0.000	0	0.000	2.732
9. ORIENTAL COMOTRADE PRIVATE LIMITED	200000	2.439	0	0.000	0	0.000	2.439
10. PRIYANKA TREXIM & COMMERCE PVT. LTD.	138000	1.683	0	0.000	0	0.000	1.683
11. SARTHAK MARKET PVT. LTD.	120000	1.463	0	0.000	0	0.000	1.463
12. SHULTON VYAPAAR PRIVATE LIMITED	120000	1.463	0	0.000	0	0.000	1.463
13. TRINCAS AGENCY & CREDIT PVT. LTD.	176000	2.146	0	0.000	0	0.000	2.146
TOTAL	5297470	64.603	Nil	Nil	Nil	Nil	64.603



SELLWIN TRADERS LIMITED

(I)(c)(ii) Statement showing holding of securities (including shares, warrants, convertible securities) of persons (together with PAC) belonging to the category (PUBLIC) and holding more than 5.000(%) of the total number of shares of the company as on 30/09/2013
Page: 1

Sr. Name(s) of the shareholder and the Persons Acting in Concert (PAC) with them	Number of Shares held	Shares as a percentage of total number of shares (i.e., Grand Total (A)+(B)+(C) indicated in Statement at para (I)(a) above)	Details of Warrants		Details of convertible Securities %w.r.t. total convertible securities number of convertible securities of the same class		Total shares (including underlying shares assuming full conversion of warrants and convertible securities) as a % of diluted share capital
			Number of Warrants held	As a % of total Warrants	Number of convertible securities held	total number of convertible securities of the same class	
1. ALLIED TREXIM PRIVATE LIMITED	800000	9.756	0	0.000	0	0.000	9.756
2. BAJORIA DISTRIBUTORS PVT. LTD.	1770000	21.585	0	0.000	0	0.000	21.585
3. LINGRAJ MARKETING PVT LTD	789470	9.628	0	0.000	0	0.000	9.628
TOTAL	3359470	40.969	Nil	Nil	Nil	Nil	40.969



SELLWIN TRADERS LIMITED


(I)(d) STATEMENT SHOWING DETAILS OF LOCKED-IN SHARES AS ON 30/09/2013

Page: 1

Srl. Name(s) of the Shareholder	Category of Shareholders (Promoter/ Public)	Number of Locked-in Shares	% to Total
1.		Nil	Nil



Srl. Type of Outstanding DR (ADRs, GDRs, SDRs, etc)	Number of Outstanding DRs	Number of Shares underlying outstanding DRs	Shares underlying Outstanding DRs as a Percentage of total number of shares (ie. Grand total (A)+(B)+ (C) indicated in Statement at para (I) (a) above)
1. Nil	Nil	Nil	Nil



SELLWIN TRADERS LIMITED

(II)(b) STATEMENT SHOWING DETAILS OF DEPOSITORY RECEIPTS (DRs), WHERE UNDERLYING SHARES HELD BY 'PROMOTER/PROMOTER GROUP' ARE IN EXCESS OF 1% OF THE TOTAL NO. OF SHARES

Page: 1

Srl. Name of the DR Holder	Type of outstanding DR (ADRs, GDRs, SDRs, etc.) DRs	Number of Shares Underlying outstanding DRs	Shares underlying Outstanding DRs as Percentage of total number of shares (ie. Grand total (A)+(B)+(C) indicated in statement at para (I)(a) above
1. Nil	Nil	Nil	NIL
2. Nil	Nil	Nil	NIL
TOTAL	Nil	Nil	NIL

